

RX

SUMP pumps for clear water

Robust high-quality submersible pumps in stainless steel, for drainage of clear water. Recommended for fixed installations or for draining domestic water or rainwater, and for emptying tanks or reservoirs.



RANGE OF PERFORMANCE

Flow rate up to 79 gpm
Head up to 75 ft

LIMITS OF USE

Depth up to 30 ft
Liquid temperature up to 120°F
Liquid temperature up to 104°F for intermittent duty.
Liquid temperature up to 194°F for intermittent duty maximum 3 minutes.
Passage of solid bodies up to Ø 3/8"
Drainage level:
1/2" from the bottom for RX up to 0.33 hp
1" from the bottom for RX 0.50 Hp, 0.75 Hp, and 1.0 Hp

CONSTRUCTION AND SAFETY STANDARDS

EN 60 335-1	EN 60034-1
IEC 335-1	IEC 34-1
CEI 61-150	CEI 2-3



INSTALLATION AND USE

RX PUMPS ARE SUITABLE FOR DRAINING CLEAR WATER WITHOUT ABRASIVE PARTICLES. THE CONSTRUCTION GUARANTEES SIMPLE AND SAFE OPERATION DUE TO THE COMPLETE COOLING OF THE MOTOR BY THE PUMPED WATER, AND THE DOUBLE SEAL DESIGN. THEY ARE RECOMMENDED FOR FIXED INSTALLATIONS, EMERGENCY DRAINING OF SMALL FLOODED AREAS (BASEMENT ROOMS, CELLARS, GARAGES), FOR DISPOSAL OF DIRTY WATER USED IN THE HOME BY WASHING MACHINES AND DISHWASHERS AND FOR DRAINING COLLECTION TRAPS.

GUARANTEE 2 YEARS subject to our general terms of sale.

CONSTRUCTION CHARACTERISTICS

- **DELIVERY BODY:** stainless steel AISI 304, with threaded port
- **SUCTION GRID:** stainless steel AISI 304.
- **IMPELLER:** stainless steel AISI 304.
- **MOTOR SUPPORT:** stainless steel AISI 304.
- **MOTOR SHAFT:** stainless steel EN 10088-3 - 1.4104.
- **DOUBLE SEAL:** mechanical seal ceramic-graphite-NBR, with oil barrier chamber and inner lip seal to protect the seal in the event of dry running.
- **MOTOR:** submersible asynchronous single-phase for continuous duty.
RXm: single-phase 115 V or 230 V - 60 Hz with capacitor and thermal overload protector.
RX: three-phase 230V - 60 Hz.
- **INSULATION:** class F. • **PROTECTION:** IP 68.
- **REGISTERED MODEL.**

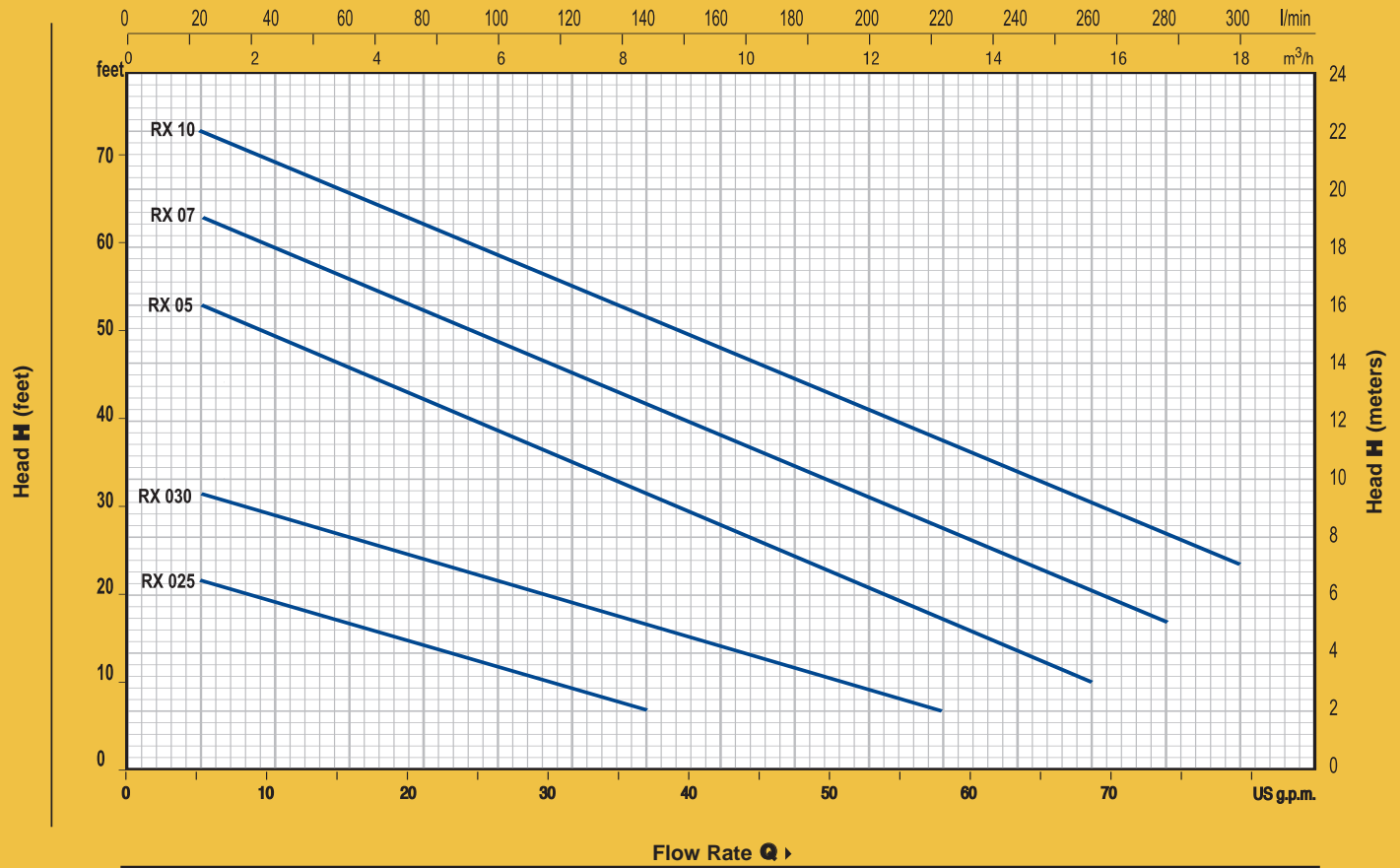
STANDARD FEATURES:

- RX** (single-phase) float switch.
Neoprene power cable "H05 RN-F"
length 15 feet
- RX** (three-phase) Neoprene power cable "H05 RN-F"
length 15 feet

OPTIONS ON REQUEST

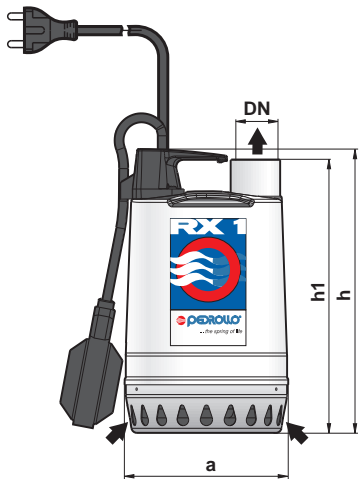
- ⇒ special mechanical seal
- ⇒ 30 feet power cable.
N.B. required for outdoor use to comply with standard EN 60335-2-41
- ⇒ control box for three-phase electropumps 1 Hp
- ⇒ single-phase versions without float switch
- ⇒ other voltages or frequency 50 Hz

CURVES AND PERFORMANCE DATA

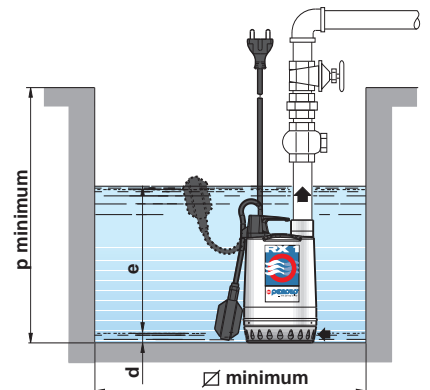


MODEL			HP	FLOW RATE																
1 PH	3 PH	FLOW RATE GPM		0	5	10	15	21	26	31	37	42	47	52	58	63	68	74	79	
			FLOW RATE l/min	0	20	40	60	80	100	120	140	160	180	200	220	240	260	280	300	
RX 025			0.25	H Feet	25	21	19	16	14	11	9	7								
RX 030	RX 030	0.33	33		31	29	26	24	21	19	16	14	11	9	7					
RX 05	RX 05	0.5	56		52	49	45	42	38	34	31	28	24	21	17	13	10			
RX 07	RX 07	0.7	66		62	59	55	52	48	44	41	38	34	31	27	24	20	16		
RX 10	RX 10	1.0	75		72	69	66	62	58	54	51	48	44	41	37	33	30	26	23	

DIMENSIONS AND WEIGHT



Typical single-phase installation



MODEL			DISCH	DIMENSIONS INCHES						LBS		
1 PH	3 PH	DN		a	h	h1	d	e	p	∅ min	1~	3~
RX 025			1 1/4"	5.7	10.0	9.7	0.6	Adjustable	13.8	13.8	10	
RX 030	RX030										13	12
RX 05	RX 05	1 1/2"	8.4	13.9	13.2	1.1	27		24			
RX 07	RX 07						29		26			
RX 10	RX 10						31	28				